

maskin mekano

**Ls 1203**

MOBILE SCREENING PLANT





# Boost your productivity

To boost productivity without any compromises was our aim when designing the Ls 1203.

The sturdy construction is equipped with a heavy-duty feeding device featuring either a belt feeder or a vibrating feeder. The wide reject grid, the adjustable distance between the bars, the low feed-in-height and the ability to tip the grid a full 90° and that the adjustment of feeding speed and tipping can easily be performed via radio transmitter are characteristics very appreciated by operators who use a wheel loader in their daily work.

The plant is also equipped with newly designed fully integrated hydraulically folded stairs and sturdy on board wrap around cat walks for maximum operator security. And maybe most important, electrical drive for the lowest operating costs.


The Ls 1203 is also fitted with the Vibrobloc design which prevents vibrations from the screen box to transmit to the chassis and preserves the power where it is essential. This makes the plant operate smoother than a two bearing screen, without compromising with the screening capacity.

## DECKS



3

## SCREEN



1.4 X 4.8 (4.6 x 15.7')

## WEIGHT



28.000

## TRANSPORT



Towing

## CONSUMPTION



24 kW

4.5 l/h

## SET UP TIME



10 Min











## Screen STE 3-67

The Ls 1203 is equipped with the proven STE 3-67 triple-deck screen. The aggressive stroke (12 mm) cascades the material. It is almost horizontal for precise division of fine material. The capacity per square meter screening area is unequalled in the market.

The upper deck is side tensioned and the lower decks are end tensioned. Changing meshes is cheap, easy and quickly done. The open construction gives full accessibility to the screen box for ease of maintenance and inspection. The feeding conveyor can be risen for a total overview of the upper deck. There are covered inspection panels in the sides of the screen box. The lower deck can be installed with ball deck. The chutes are slideable for better access to the front of the screen box.

The STE-screen is really versatile. Crushed material can be separated down to 8 mm, but feeding a 0-250 mm is no problem either. Because of the powerful stroke all kinds of difficult materials are able to be processed as well.

## The Vibrobloc concept

The Maskin Mekano Vibrobloc concept means the screen box is mounted on a vibration damped frame which prevents the vibrations from the screen from transmitting to the chassis. This saves the entire plant from damages caused by vibration, whilst the screening motion remains efficient. The Vibrobloc design allows the STE screen to operate with the capacity of a four bearing screen as smooth as a two bearing screen, and keeps the power in the screen-box where it belongs.

## Feeding

The feeding unit consists of a heavy-duty hopper and a powerful vibrating feeder or if you prefer, a belt feeder. The hopper holds 8 m<sup>3</sup>, it is clad with Hardox, and it can also be fitted with a heater. Tipping of the reject grid is performed hydraulically via remote control, and the distance between the bars is adjustable. The reject grid tips a full 90° and is self-cleansing. The feeding speed is also controlled via radio transmitter.







## Stockpiling

The Ls 1203 is fitted with a rear conveyor of 11.5 m (37.7') for great stockpiling capability. The front and side conveyors are totally integrated and hydraulically folded, set-up time is less than 10 minutes. The motorized pulleys are gummed for operating security even in bad weather.

## Construction

The Ls 1203 is mounted on a heavy duty road trailer with twin suspended and braking axles. The strong construction is designed to minimize vibrations during operation as well as for high towing stability. The machine is raised and lowered by means of hydraulic lifting legs and two separate jacking legs. For maximum operator security there are sturdy on-board wrap around catwalks and hydraulically foldable ladders.

## Low fuel consumption

All Maskin Mekano plants are electrically driven which means their diesel consumption is up to 60% lower than hy-

draulically driven plants. The Ls 1203 consumes 4-5 litres of diesel per hour. Noise impact is reduced to a minimum.

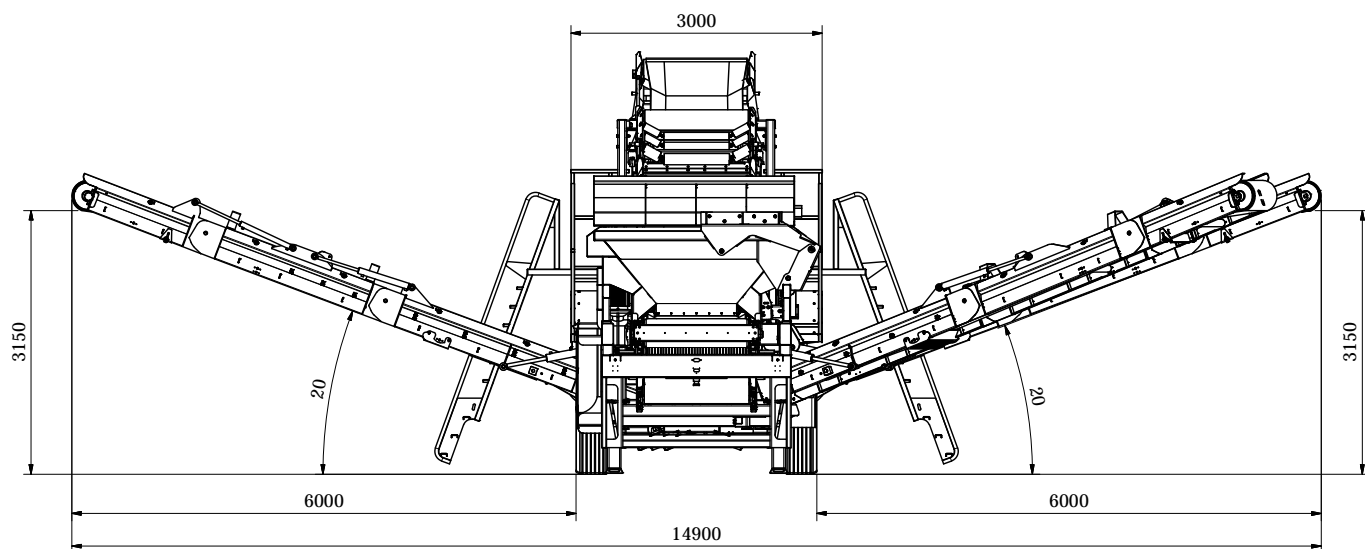
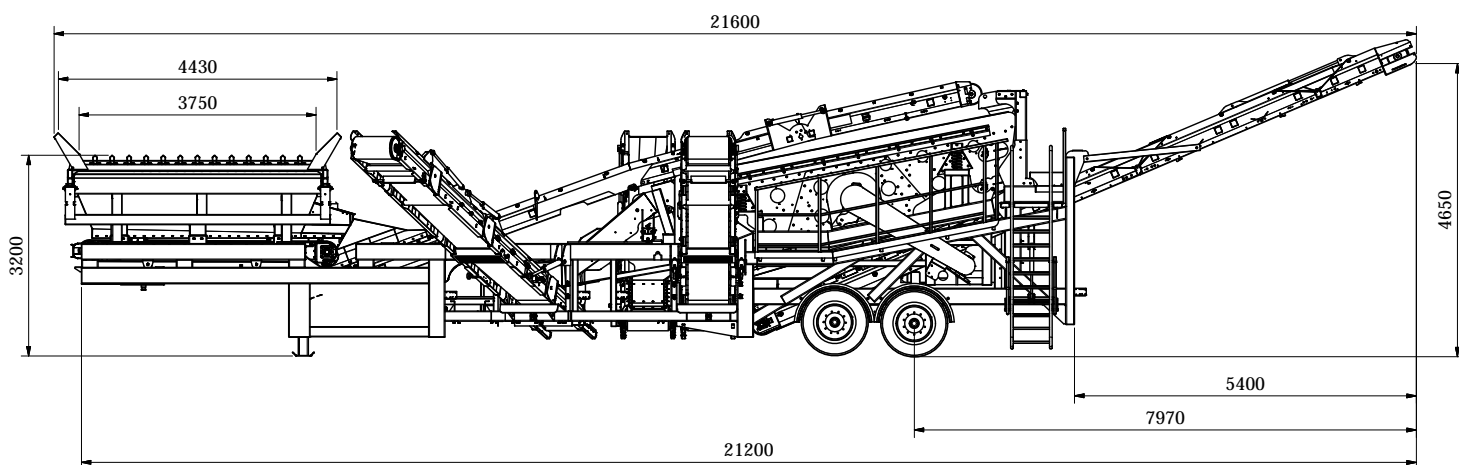
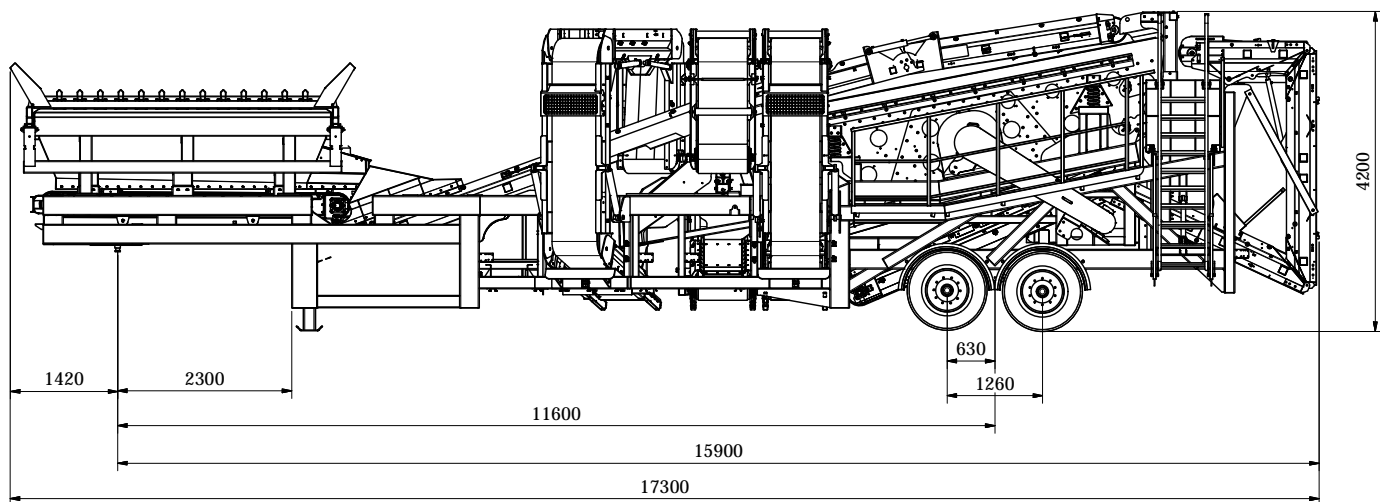
## Diesel Generator

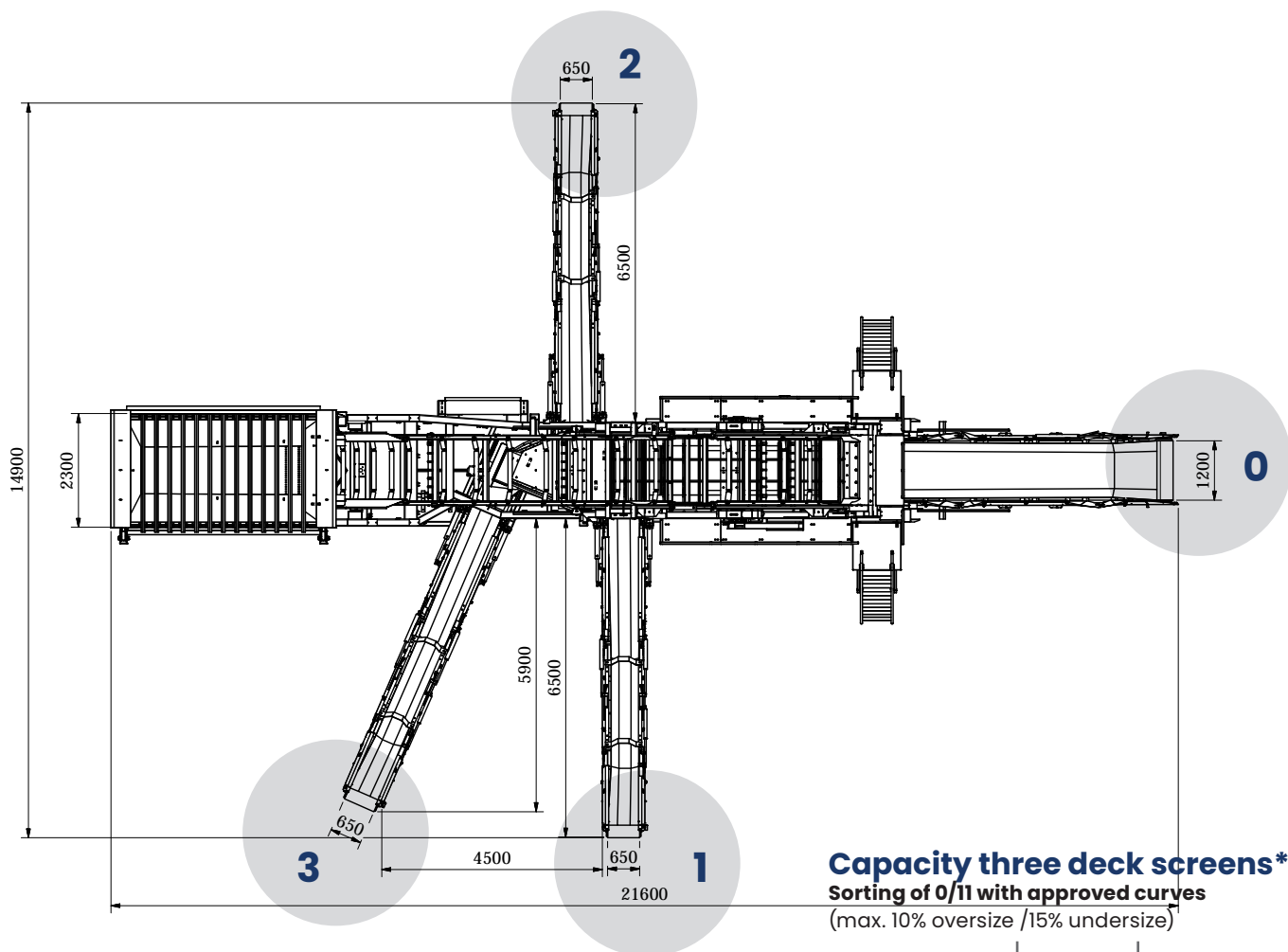
The diesel generator (optional) is mounted on a separate frame that can be lifted down with the scoop. Moving the generator several meters away from the worst dust means that the strain on the filter and other vital components is significantly reduced.

## Profitable investment

Because of the rugged construction a Maskin Mekano plant keeps the value like no other plant. The outstanding capacity and low operating costs make the investment profitable. The high second-hand value makes it safe. All wear and spare parts are stored in Jönköping and all customers are given professional advice and support from our service engineers.







### Capacity three deck screens\*

Sorting of 0/11 with approved curves  
(max. 10% oversize /15% undersize)

			STE 3-67	STE 3-94
	Size	Share	tonnes/h	tonnes/h
0	0/2	43%	59	83
1	2/4	16%	22	32
2	4/8	24%	34	47
3	8/11	16%	22	32
			138	194

### Sorting of 0/16 with approved curves

(max. 10% oversize /15% undersize)

			STE 3-67	STE 3-94
	Size	Share	tonnes/h	tonnes/h
0	0/4	51%	82	115
1	4/8	21%	34	47
2	8/11	14%	22	32
3	11/16	14%	22	32
			160	225

### Sorting of 0/16 with approved curves

(max. 10% oversize /15% undersize)

			STE 3-67	STE 3-94
	Size	Share	tonnes/h	tonnes/h
0	0/2	37%	59	83
1	2/4	14%	22	32
2	4/8	21%	34	47
3	8/16	28%	45	63
			160	225

\*These capacity examples are done in crushed granite, the performance in crushed concrete is similar



## Technical Specification Maskin Mekano Ls 1203

<i>Transport Length</i>	17.3 m (56.7')
<i>Transport Width</i>	3.0 m (9.8')
<i>Transport Height</i>	4.2 m (13.8')
<i>Machine Weight</i>	approx. 28 tonnes (not including Dieselgenerator set)
<i>Boggie pressure</i>	approx. 17 tonnes
<i>Screenbox</i>	STE 3-67 Screening surface 1.4 x 4.8 m (4.6 x 15.7') on three decks Single axle mechanically controlled with 12 mm stroke 11° incline Electric motor 11.0 kW, 400 V
<i>Vibrating feeder /Belt feeder</i>	Width 1100 mm/ 1200 mm (3.6/3.9') Length 4000 mm (13.1') Electric motor 2 x 3.2 kW/ 7.5 kW
<i>Hopper &amp; Reject grid</i>	Volume 8 m³ Standard distance between bars 190 mm (7.5"), adjustable Hydraulic tipping, self cleaning
<i>Main conveyor</i>	Width 1200 mm (3.9') Length 10.5 m (34.4') Electric drum motor 5.5 kW
<i>Side conveyors</i>	Belt width 650 mm (2.1') Length 8.5 m (27.9') Electric drum motor 4.0 kW
<i>Rear conveyor</i>	Belt width 1200 mm (3.9') Length 11.5 m (37.7') Electric drum motor 5.5 kW
<i>Electric equipment</i>	Electrical distribution box with integrated touchscreen mounted on the machine including safety breaker, safety disconnection breaker, emergency stop, preregulator as well as extra motor socket. Power inlet with 125 A CEE-device
<i>Hydraulic equipment</i>	Hydraulic aggregate for setting up, folding of the conveyors, stairs and grid lift. Motor 4.0 kW
<i>Wheel- and towing device</i>	Bogie with brakes and plate spring. Wheel dimension 22.5/65/385, 10 bolt. Towing device, 2" kingpin as standard.

Our policy is one of continuous improvement and we reserve the right to change the detailed specification of our products at any time without prior notice.



# maskin mekano

Maskin Mekano AB, Box 9083, 550 09 Jönköping, SWEDEN,  
+ 46 36 31 74 00  
info@maskinmekano.se

[www.maskinmekano.se](http://www.maskinmekano.se)